


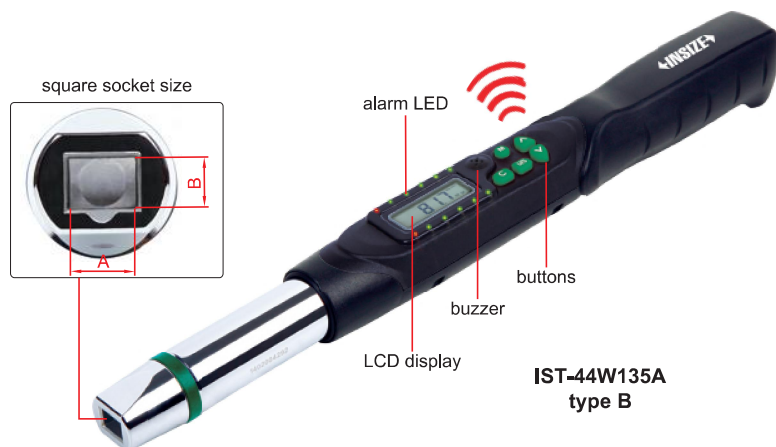
BUILD-IN WIRELESS INTERCHANGEABLE HEAD DIGITAL TORQUE WRENCHES

INSIZE
CERTIFICATE

BUILD-IN
WIRELESS

DATA
OUTPUT

OPTIONAL ACCURACY:
CLOCKWISE: $\pm 1\%$, COUNTER-CLOCKWISE: $\pm 2\%$




Torque wrench:

- Clockwise and counter-clockwise operation
- Unit: N.m, in.lb, ft.lb, kg.cm
- Peak and track working mode
- Upper and lower tolerance limits can be set to determine pass or fail by LED lights, can set whether to send beyond tolerance limits
- 10 preset target torque values and usage modes, parameters can be locked to prevent change
- With audible and visible alarm:
 - Green LED light on in sequence and buzzer sounds louder and louder when torque value is 80%~99.5% of target torque
 - Both green and red LED light on and buzzer sounds long-lasting alarm when torque value is over 99.5% of target torque
- Measurement results automatically calculate % difference from target value
- Memory of 2000 results for browsing on the wrench
- Counting function, over 20% of the range counts once
- Auto power off time can be set
- 2 standard AA or AAA batteries, low power consumption and long battery life
- Non-slip grip handle
- With overload record (once the torque reaches 110% of the maximum range)

Data transmission:

- Measurement results can be sent manually by pressing the M button or sent automatically after measurement
- Built-in wireless data transmission module, which can be connected with computers, mobile phones, tablets and other devices
- Data can be transmitted to Excel, Word, Txt, etc. via wireless connection
- Transmission distance is 10m (under the condition of no obstruction and no electromagnetic interference)
- Optional accessory: receiver (code 7315-2/3/6/7/8/9)





ratchet head (included)

SPECIFICATION

Code	Type	Range	Accuracy	Resolution	Square socket size (A×B)	Square driver (D)	Standard effective length (L2)	Arm length (L1)	Net weight
IST-44W06A	type A	1.2~6N.m	cw: ±2% ccw: ±3%	0.001N.m	12×9mm	1/4"	29mm	130.8mm	380g
IST-44W12A		2.4~12N.m		0.01N.m	12×9mm	1/4"	29mm	130.8mm	380g
IST-44W20A		4~20N.m		0.01N.m	12×9mm	1/4"	29mm	130.8mm	380g
IST-44W30A	type B	6~30N.m		0.01N.m	12×9mm	1/4"	29mm	272.7mm	760g
IST-44W60A		12~60N.m		0.01N.m	12×9mm	3/8"	29mm	287.7mm	940g
IST-44W135A		27~135N.m		0.1N.m	12×9mm	3/8"	29mm	287.7mm	940g
IST-44W200A		40~200N.m		0.1N.m	18×14mm	1/2"	40mm	381.2mm	1340g
IST-44W340A		68~340N.m		0.1N.m	18×14mm	1/2"	40mm	501.2mm	1540g

Code	Type	Range	Accuracy	Resolution	Cylindrical socket size (C)	Square driver (D)	Standard effective length (L2)	Arm length (L1)	Net weight
IST-44W500A	type C	100~500N.m	cw: ±2.5%	0.1N.m	Ø22mm	3/4"	56mm	803mm	2950g
IST-44W850A		170~850N.m	ccw: ±3.5%	0.1N.m	Ø22mm	3/4"	56mm	1073mm	4260g

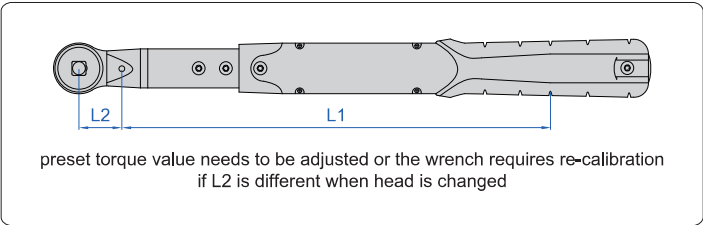
STANDARD DELIVERY

Digital torque wrench	1 pc
Ratchet head	1 pc

OPTIONAL ACCESSORY

Calibration cable	IST-SD-CABLE
Interchangeable head	details refer to next page

torque correction



open end head (optional)
IST-2W-K17



box end head (optional)
IST-2W-M17



open end head (optional)
IST-2W-KR24



box end head (optional)
IST-2W-MR32

OPEN END HEAD (optional)

Code	Open size	Applicable wrenches
IST-2W-K7	7mm	IST-44W06A IST-44W12A IST-44W20A IST-44W30A IST-44W60A IST-44W135A (A×B 12×9mm)
IST-2W-K8	8mm	
IST-2W-K9	9mm	
IST-2W-K10	10mm	
IST-2W-K11	11mm	
IST-2W-K12	12mm	
IST-2W-K13	13mm	
IST-2W-K14	14mm	
IST-2W-K15	15mm	
IST-2W-K16	16mm	
IST-2W-K17	17mm	
IST-2W-K18	18mm	
IST-2W-K19	19mm	
IST-2W-K21	21mm	
IST-2W-K22	22mm	
IST-2W-K24	24mm	
IST-2W-K26	26mm	
IST-2W-K27	27mm	
IST-2W-K29	29mm	
IST-2W-K30	30mm	
IST-2W-K32	32mm	
IST-2W-K34	34mm	
IST-2W-K36	36mm	
IST-2W-K38	38mm	
IST-2W-K41	41mm	
IST-2W-K13A	13mm	IST-44W200A IST-44W340A (A×B 18×14mm)
IST-2W-K14A	14mm	
IST-2W-K15A	15mm	
IST-2W-K16A	16mm	
IST-2W-K17A	17mm	
IST-2W-K18A	18mm	
IST-2W-K19A	19mm	
IST-2W-K21A	21mm	
IST-2W-K22A	22mm	
IST-2W-K24A	24mm	
IST-2W-K27A	27mm	
IST-2W-K30A	30mm	
IST-2W-K32A	32mm	
IST-2W-K34A	34mm	
IST-2W-K36A	36mm	
IST-2W-K38A	38mm	
IST-2W-K41A	41mm	
IST-2W-K42A	42mm	
IST-2W-K46A	46mm	
IST-2W-K48A	48mm	
IST-2W-K50A	50mm	
IST-2W-K55A	55mm	

BOX END HEAD (optional)

Code	Open size	Applicable wrenches
IST-2W-M7	7mm	IST-44W06A IST-44W12A IST-44W20A IST-44W30A IST-44W60A IST-44W135A (A×B 12×9mm)
IST-2W-M8	8mm	
IST-2W-M10	10mm	
IST-2W-M11	11mm	
IST-2W-M12	12mm	
IST-2W-M13	13mm	
IST-2W-M14	14mm	
IST-2W-M15	15mm	
IST-2W-M16	16mm	
IST-2W-M17	17mm	
IST-2W-M18	18mm	
IST-2W-M19	19mm	
IST-2W-M21	21mm	
IST-2W-M22	22mm	
IST-2W-M24	24mm	
IST-2W-M8A	8mm	IST-44W200A IST-44W340A (A×B 18×14mm)
IST-2W-M10A	10mm	
IST-2W-M11A	11mm	
IST-2W-M12A	12mm	
IST-2W-M13A	13mm	
IST-2W-M14A	14mm	
IST-2W-M15A	15mm	
IST-2W-M16A	16mm	
IST-2W-M17A	17mm	
IST-2W-M18A	18mm	
IST-2W-M19A	19mm	
IST-2W-M21A	21mm	
IST-2W-M22A	22mm	
IST-2W-M24A	24mm	
IST-2W-M27A	27mm	
IST-2W-M30A	30mm	
IST-2W-M32A	32mm	
IST-2W-M34A	34mm	
IST-2W-M36A	36mm	
IST-2W-M41A	41mm	

OPEN END HEAD (optional)

Code	Open size	Applicable wrenches
IST-2W-KR17	17mm	IST-44W500A IST-44W850A (ØC 22mm)
IST-2W-KR18	18mm	
IST-2W-KR19	19mm	
IST-2W-KR22	22mm	
IST-2W-KR23	23mm	
IST-2W-KR24	24mm	
IST-2W-KR25	25mm	
IST-2W-KR27	27mm	
IST-2W-KR28	28mm	
IST-2W-KR29	29mm	
IST-2W-KR30	30mm	
IST-2W-KR32	32mm	
IST-2W-KR34	34mm	
IST-2W-KR35	35mm	
IST-2W-KR36	36mm	
IST-2W-KR38	38mm	
IST-2W-KR41	41mm	
IST-2W-KR46	46mm	
IST-2W-KR50	50mm	
IST-2W-KR55	55mm	
IST-2W-KR56	56mm	
IST-2W-KR60	60mm	
IST-2W-KR65	65mm	

BOX END HEAD (optional)

Code	Open size	Applicable wrenches
IST-2W-MR22	22mm	IST-44W500A IST-44W850A (ØC 22mm)
IST-2W-MR24	24mm	
IST-2W-MR27	27mm	
IST-2W-MR28	28mm	
IST-2W-MR30	30mm	
IST-2W-MR31	31mm	
IST-2W-MR32	32mm	
IST-2W-MR33	33mm	
IST-2W-MR34	34mm	
IST-2W-MR36	36mm	
IST-2W-MR41	41mm	
IST-2W-MR46	46mm	
IST-2W-MR50	50mm	
IST-2W-MR55	55mm	
IST-2W-MR60	60mm	
IST-2W-MR65	65mm	